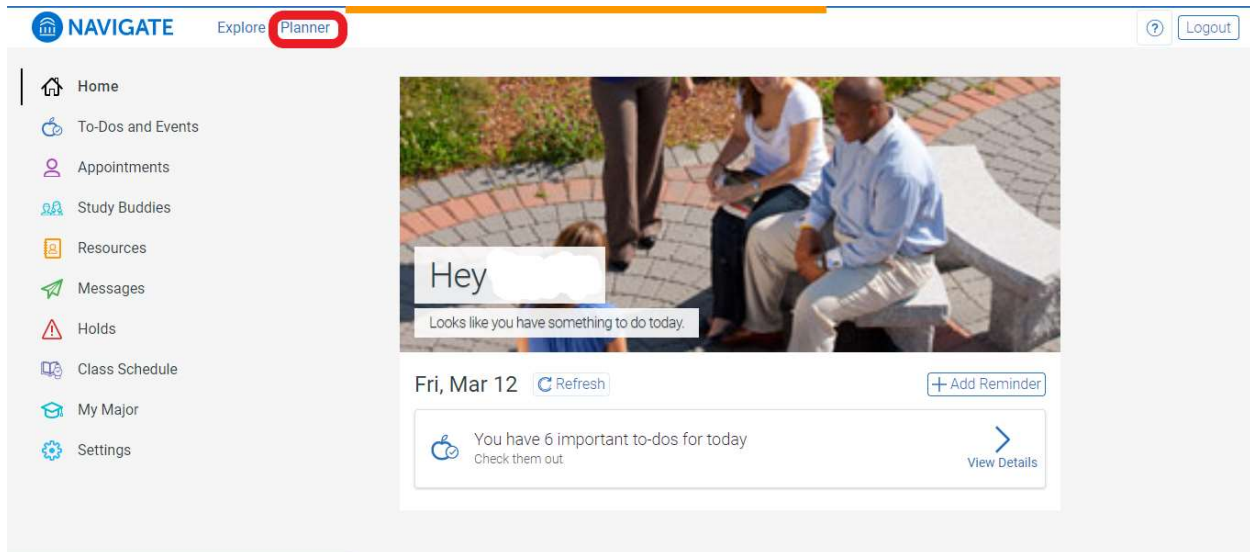
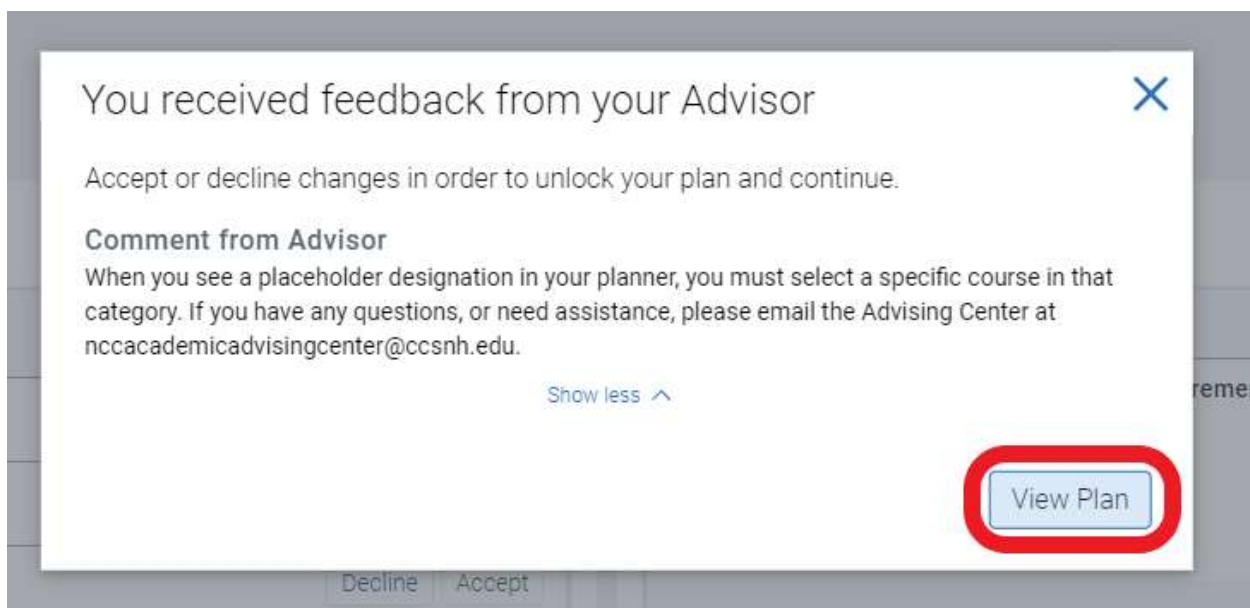


Step Two: Planner

1. On the Navigate home screen select 'Planner' on the top left.



2. If your advisor has added comments to your plan, you will see them on this pop up. Read your advisor feedback before selecting 'View Plan'.



3. You will see a summary of your planned courses. Select 'Accept All Suggestions' to view your detailed plan.

You have 4 suggestions from your advisor on Mar 12, 2021

Accept or decline the suggestions made by the advisor. You may continue editing the plan once you have acknowledged all suggestions.

Exit

Accept All Suggestions

Communications-AA

Graduation Goal Fall 2021

Suggested Changes

Fall 2021

Hide 4 Changes

Accept All

MATH106N added

Decline

Accept

POLS102N added

Decline

Accept

ENGL101N added

Decline

Accept

ANTH105N or General Education Core Requirement: Behavioral Social Science added

Decline

Accept

Comment from Advisor

When you see a placeholder designation in your planner, you must select a specific course in that

Suggested Plan View

Fall 2021

ANTH105N or General Education Core Requirement: Behavioral Social Science placeholder

[ENGL101N College Composition](#)

[MATH106N Statistics I](#)

[POLS102N American Gov and Politics](#)

CREDITS 11

4. Select 'Go to My Plan'.

All Done



You've reviewed all of your Advisor's suggestions and your plan is updated.



Go to My Plan

5. This is your plan! The left hand column labeled Plan Suggestions outlines your entire degree. The right hand column labeled My Academic Plan outlines the semester courses that your advisor has planned for you.

The screenshot shows the 'My Planner' interface for 'Communications-AA AA'. The left sidebar contains navigation icons for home, heart, search, and user profile. The main content is split into two columns. The left column, 'Plan Suggestions', lists program template courses with status indicators like 'Planned' or 'Requisite'. The right column, 'My Academic Plan', shows the current term 'Fall 2021' with a list of planned courses. A red circle highlights a 'Placeholder' button next to the 'ANTH105N or General Education Core Requirement: Behavior...' course in the My Academic Plan.

6. If your My Academic Plan includes a placeholder course, you will need to choose a specific course. Use the drop-in to view your choices. Select 'Plan' next to the class you have chosen.

This screenshot shows a dropdown menu for the placeholder course 'ANTH105N or General Education Core R...'. A red circle highlights the dropdown arrow. Below the placeholder, a list of alternative courses is shown, each with a blue 'Plan' button and a 'View Details' link. The courses listed are: ANTH110N Cultural Anthropology, PSYC101N Introduction to Psychology, PSYC130N Human Relations, PSYC201N Human Growth and Development (with a 'Requisite' link), SOCI101N Introduction to Sociology, and SOCI201N Contemporary Sociology (with a 'Requisite' link).

- When you are done reviewing your plan and have updated any placeholder courses select 'View/ Edit Schedule' to start scheduling your classes.

☰ **Fall 2021**


Term Status: Registration Open

Planned ⓘ

☰ ▶ ENGL101N College Composition
ENGL101N - College Composition

☰ POLS102N American Gov and Politics [View Details >](#)

☰ ▶ PSYC101N Introduction to Psychology
ANTH105N or General Education Core Requirement: Behavioral S...

☰ MATH106N Statistics I  [View Details >](#)

[View / Edit Schedule](#) 14 Credits