

This report is filtered

Only show: #5 Question "Associate Degree (Major)" contains the string "business"

# Report for NCC Graduation Survey 2023

## Response Counts

Completion Rate:

100%



Complete

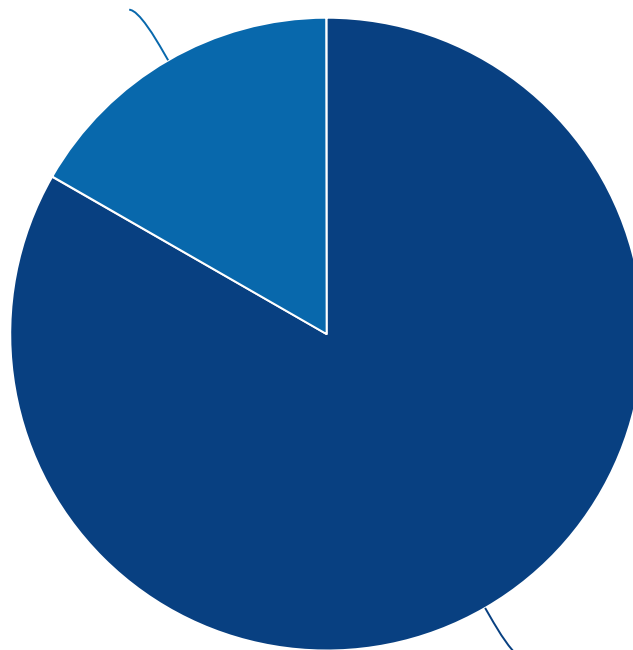


12

Totals: 12

## 1. Did you start at NCC or transfer to NCC?

17% I transferred here

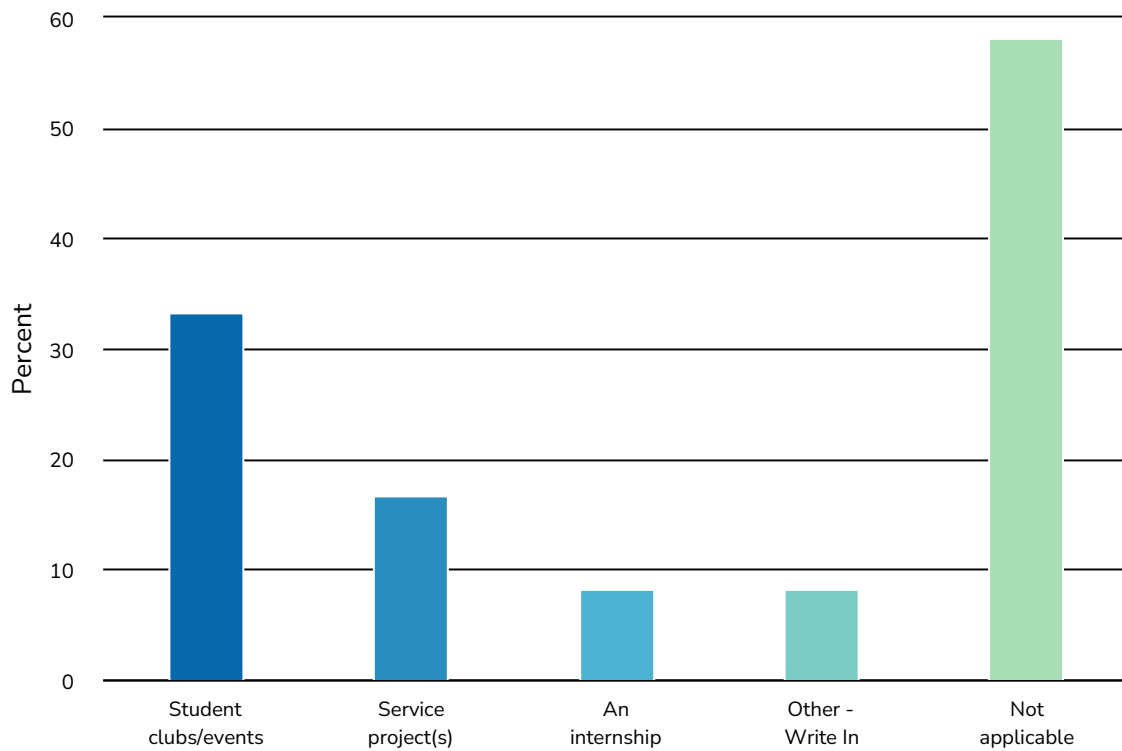


83% I started here

Value	Percent	Responses
I started here	83.3%	10
I transferred here	16.7%	2

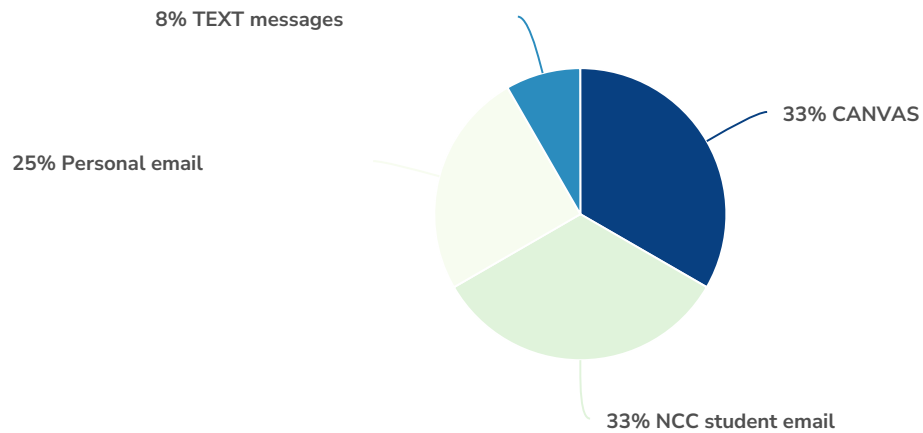
Totals: 12

## 2. While at NCC, I participated in (check all that apply):



Value	Percent	Responses
Student clubs/events	33.3%	4
Service project(s)	16.7%	2
An internship	8.3%	1
Other - Write In	8.3%	1
Not applicable	58.3%	7

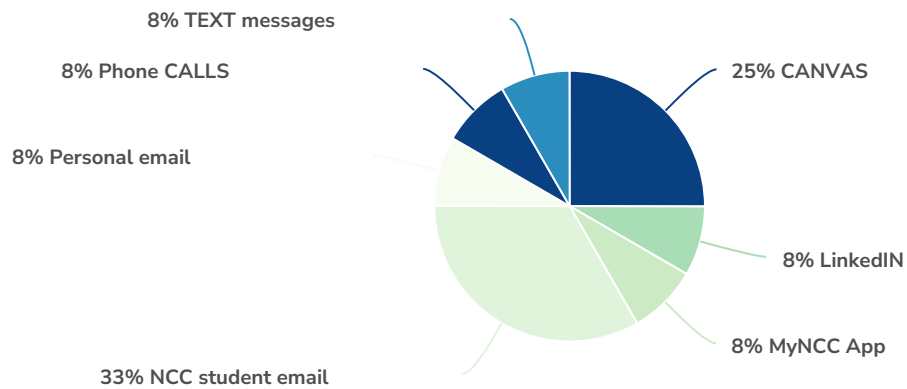
3. The method of communication that BEST connected me to NCC was:



Value	Percent	Responses
CANVAS	33.3% 	4
NCC student email	33.3% 	4
Personal email	25.0% 	3
TEXT messages	8.3% 	1

Totals: 12

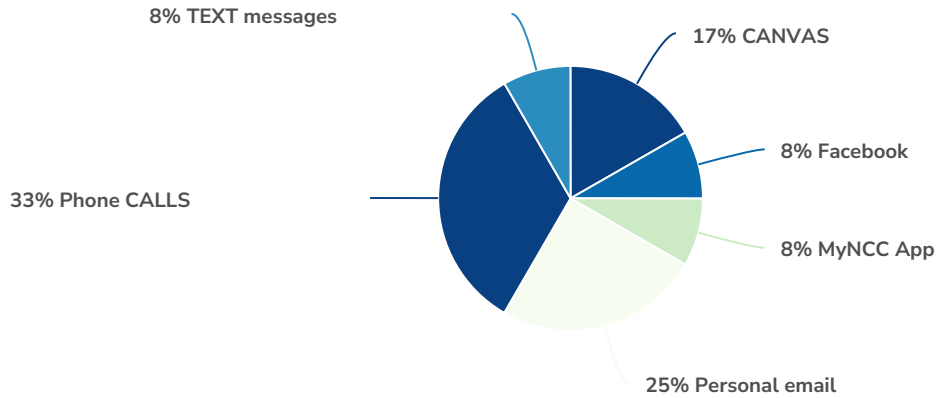
4. The 2ND BEST method of communication that connected me to NCC was:



Value	Percent	Responses
CANVAS	25.0%	3
LinkedIN	8.3%	1
MyNCC App	8.3%	1
NCC student email	33.3%	4
Personal email	8.3%	1
Phone CALLS	8.3%	1
TEXT messages	8.3%	1

**Totals: 12**

5. The 3RD BEST method of communication that connected me to NCC was:



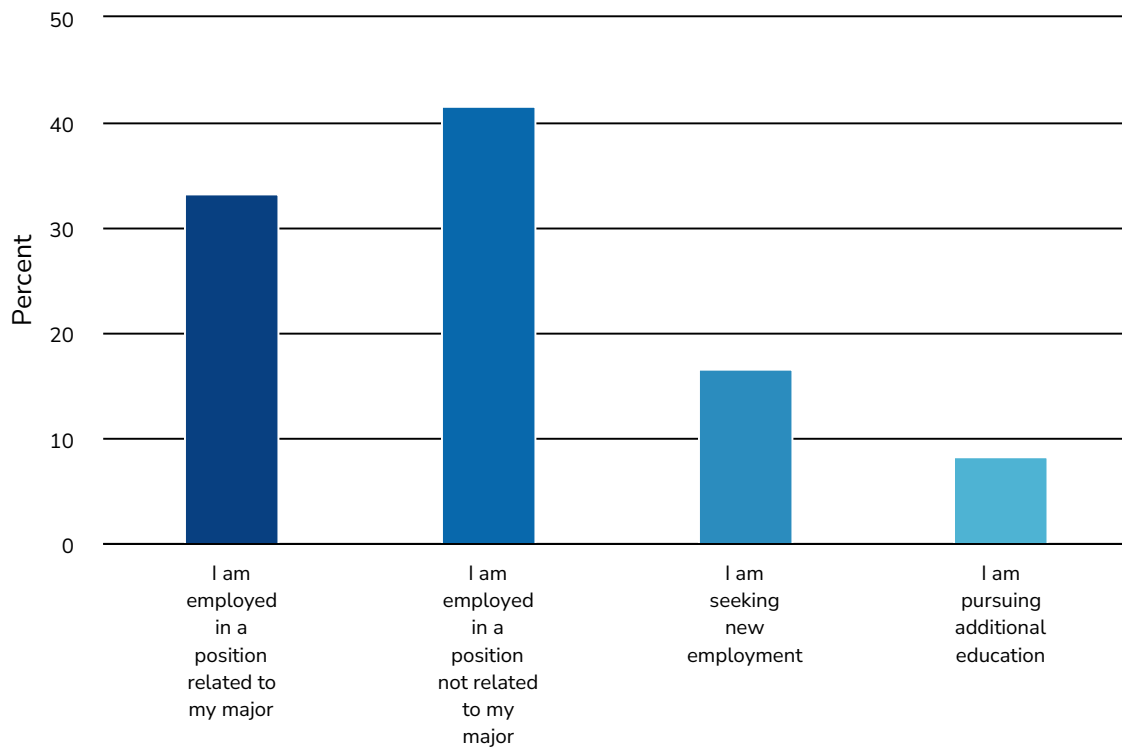
Value	Percent	Responses
CANVAS	16.7%	2
Facebook	8.3%	1
MyNCC App	8.3%	1
Personal email	25.0%	3
Phone CALLS	33.3%	4
TEXT messages	8.3%	1

**Totals: 12**

6. Did you use any of the following apps while at NCC?

	Yes	Yes & it was helpful	No	I don't know what it is	Responses
Career Coach Count Row %	0 0.0%	0 0.0%	10 83.3%	2 16.7%	12
Degree Works Count Row %	7 58.3%	0 0.0%	5 41.7%	0 0.0%	12
EAB Navigate Count Row %	3 25.0%	0 0.0%	8 66.7%	1 8.3%	12
Financial Aid's Net Price Calculator Count Row %	1 8.3%	2 16.7%	9 75.0%	0 0.0%	12
ACCUPLACER Study App Count Row %	3 25.0%	0 0.0%	8 66.7%	1 8.3%	12
College Central Network Count Row %	4 33.3%	0 0.0%	7 58.3%	1 8.3%	12
Totals Total Responses					12

7. Which of the following best describes your current employment/educational status? (check all that apply)



Value	Percent	Responses
I am employed in a position related to my major	33.3%	4
I am employed in a position not related to my major	41.7%	5
I am seeking new employment	16.7%	2
I am pursuing additional education	8.3%	1

### 8. Please rate your NCC experience

	Strongly disagree	Disagree	Neutral	Agree	Strongly agree	Responses
I am satisfied with my experience at NCC	0	0	0	7	5	12
Count	0.0%	0.0%	0.0%	58.3%	41.7%	
Row %						

	Strongly disagree	Disagree	Neutral	Agree	Strongly agree	Responses
I am satisfied with the help I received from advising Count Row %	0 0.0%	0 0.0%	2 16.7%	6 50.0%	4 33.3%	12
I am satisfied with the help I received from the registrar's office Count Row %	0 0.0%	0 0.0%	1 8.3%	6 50.0%	5 41.7%	12
I am satisfied with the help I received from the financial aid office Count Row %	0 0.0%	1 8.3%	2 16.7%	7 58.3%	2 16.7%	12
I am satisfied with the help I received from the business office Count Row %	0 0.0%	0 0.0%	2 16.7%	7 58.3%	3 25.0%	12
I am satisfied with the help I received from library services Count Row %	0 0.0%	0 0.0%	3 25.0%	6 50.0%	3 25.0%	12
I believe my program prepared me to start a career in my discipline Count Row %	0 0.0%	0 0.0%	0 0.0%	8 66.7%	4 33.3%	12
My learning environment was collaborative and friendly Count Row %	0 0.0%	0 0.0%	1 8.3%	6 50.0%	5 41.7%	12
I would recommend NCC to others Count Row %	0 0.0%	0 0.0%	0 0.0%	7 58.3%	5 41.7%	12

**Strongly disagree   Disagree   Neutral   Agree   Strongly agree   Responses**

Totals  
Total Responses

12